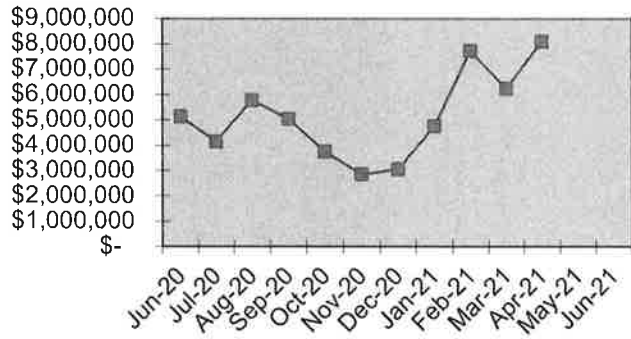


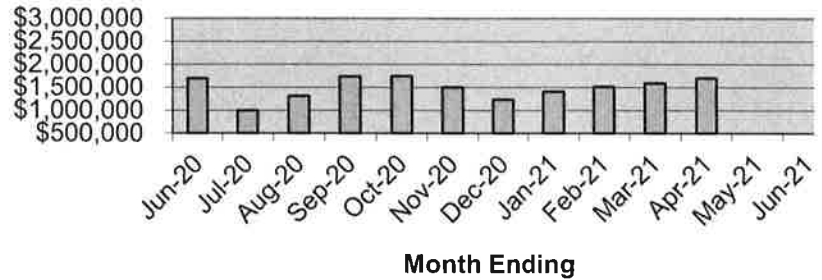
**River Valley School District  
Board Financial Report  
April 2021**

<b>Month End Cash Balance</b>	
	<b>Actual</b>
Jun-20	\$ 5,126,405
Jul-20	\$ 4,147,937
Aug-20	\$ 5,774,800
Sep-20	\$ 5,035,135
Oct-20	\$ 3,751,387
Nov-20	\$ 2,846,457
Dec-20	\$ 3,057,251
Jan-21	\$ 4,757,023
Feb-21	\$ 7,735,411
Mar-21	\$ 6,235,929
Apr-21	\$ 8,091,981
May-21	
Jun-21	
<b>Checks</b>	
	<b>\$ Amount</b>
Jun-20	\$ 1,699,984
Jul-20	\$ 1,002,722
Aug-20	\$ 1,308,093
Sep-20	\$ 1,734,348
Oct-20	\$ 1,740,519
Nov-20	\$ 1,497,049
Dec-20	\$ 1,234,247
Jan-21	\$ 1,410,315
Feb-21	\$ 1,514,925
Mar-21	\$ 1,593,370
Apr-21	\$ 1,705,932
May-21	
Jun-21	
<b>Revenues</b>	
	<b>\$ Amount</b>
Jun-20	\$ 1,785,663
Jul-20	\$ 212,483
Aug-20	\$ 3,134,936
Sep-20	\$ 782,662
Oct-20	\$ 73,809
Nov-20	\$ 423,526
Dec-20	\$ 1,628,537
Jan-21	\$ 3,485,215
Feb-21	\$ 4,019,054
Mar-21	\$ 68,325
Apr-21	\$ 3,413,474
May-21	
Jun-21	

**Actual Cash Balance**

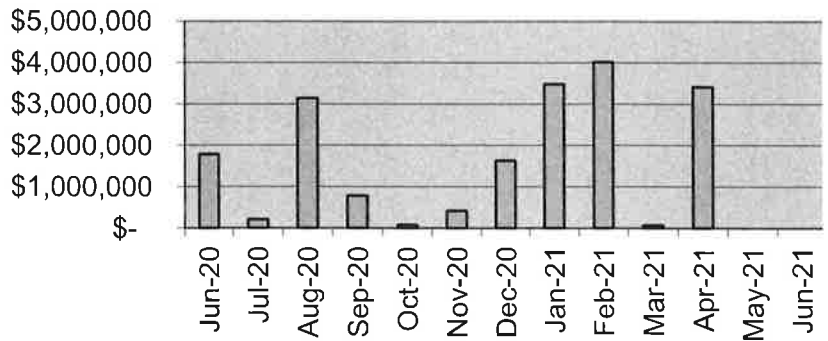


**Check Disbursements**



Month Ending

**Revenues**



**April 2021**

**The Peoples Community Bank**

Beginning Balance	\$ 5,629,772.19
ADD: Total Credits	\$ 3,413,474.00
LESS: Total Debits	\$ 4,200,892.21
	<u>\$ 4,842,353.98</u>

**Local Government Investment Pool**

#1 (general account)	\$ 3,249,627.24
#2 (fund 49 - building fund)	\$ 464,466.35
#3 (fund 39 - debt service)	\$ -
#4 (Misc. Project)	\$ -

Subtotal \$ 3,714,093.59

**LESS: Short term loan** \$ -

Ending Balance \$8,556,447.57